



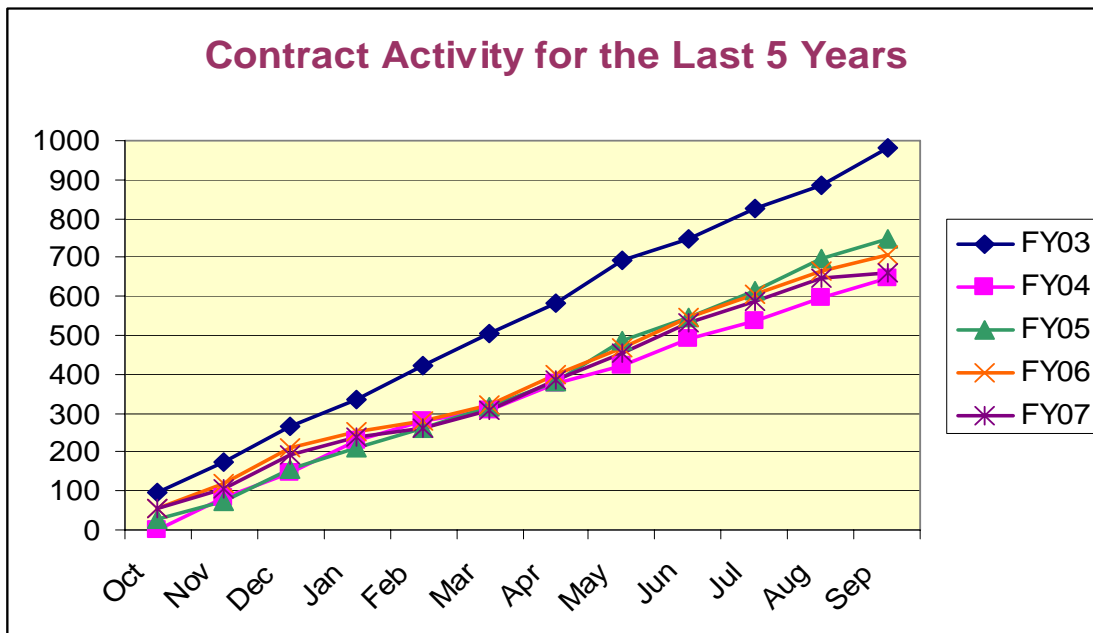
Program Summary ~ Fiscal Year 2007

10/1/2006 to 9/30/2007

Scholarship Activity Program to Date

(Since August 1999)

5588 Scholarships Awarded to **3369** Scholarship Recipients
 Attended roughly **54,980** credit hours
928 Centers Sponsored Recipients
 Average starting wage of TEACH recipients: **\$9.82**
 Average hourly wage increase: **\$1.03**
 Average GPA: **3.63**
 Over **62,000** Wisconsin children have been served
 Turnover Rate of TEACH Scholars **11%**
 Turnover of TEACH Scholars during commitment year **2%**
 Wisconsin Turnover Rate of the child care workforce: **40%***

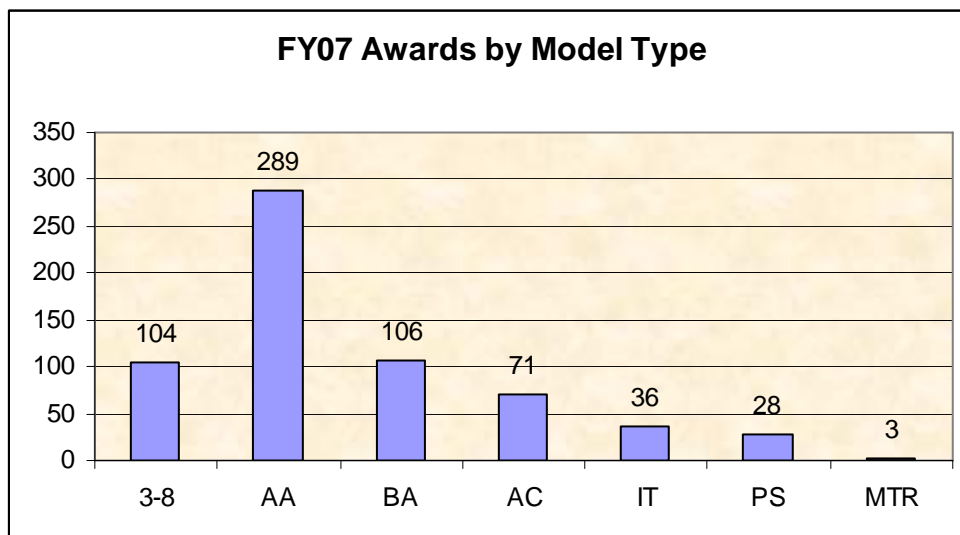
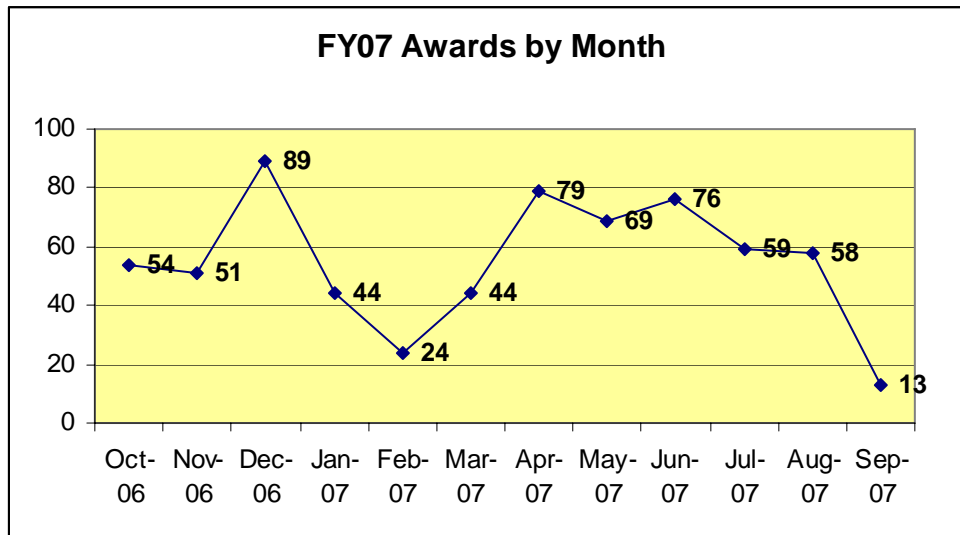


*Source: Adams, D.B., Roach, M.A., Riley, D.A. and Edie, D. (2001). Wisconsin Child Care Research Partnership Issue Brief #2: State Policies Can Help Reduce Turnover, WI: UW-Extension.

Scholarship Activity Fiscal Year 2007

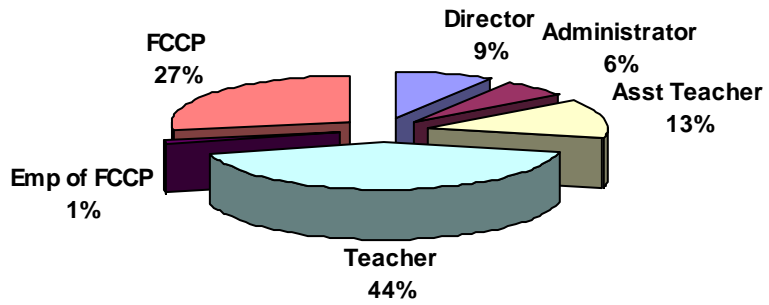
10/1/2006 through 9/30/2007

637 Scholarships Awarded
271 new Scholarship Recipients
1190 Scholarship Recipients were served this year on 1575 scholarships
Attended over 13,178 credit hours*
Turnover Rate is 3.7%
Average hourly starting wage (10/1/2006 to 9/30/2007) is \$10.75
Average tenure in current program for new recipients is 4 years
Average GPA = 3.58 for all models



*Reflects credits taken in the following terms: Fall 2006, Spring 2007, Summer 2007 and Fall 2007

Scholarship Recipients by Position

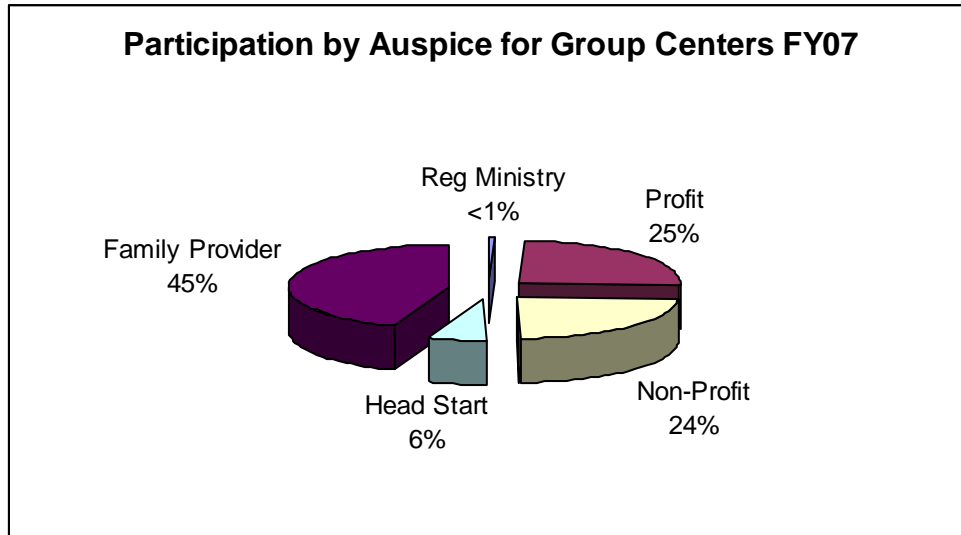


Position	# Recips
Director	106
Administrator	74
Asst Teacher	158
Teacher	509
Emp FCCP	15
FCCP	328
Total	1190

Program Type and Demographic Information Fiscal Year 2007

398 Centers supported Scholarships with 47 new Centers
Each center sponsored an average of 3 employees.
Over 33% of the 398 group centers sponsored 3 or more employees
Currently 15 centers have 10 or more students on scholarship this year
318 Family Child Care Providers on Scholarship with 51 new Family Providers

Auspice	
Non-Profit	172
For-Profit	181
Head Start	42
Registered Ministry	3
Family Provider	318



Ethnicity of Active Scholarship Recipients

Ethnicity Reported	Scholarship Recipients	2000 Census
Multiracial	0.5%	1.0%
Asian/Pacific Islander	1.5%	2.0%
American Indian	0.3%	1.0%
Hispanic/Latino/Latina	10.8%	4.0%
Black/African American	25.0%	5.5%
White/European-American	60.2%	85.0%
Other or gave no response	1.7%	1.5%

County of Residence for T.E.A.C.H Scholarship Recipients Fiscal Year 2007

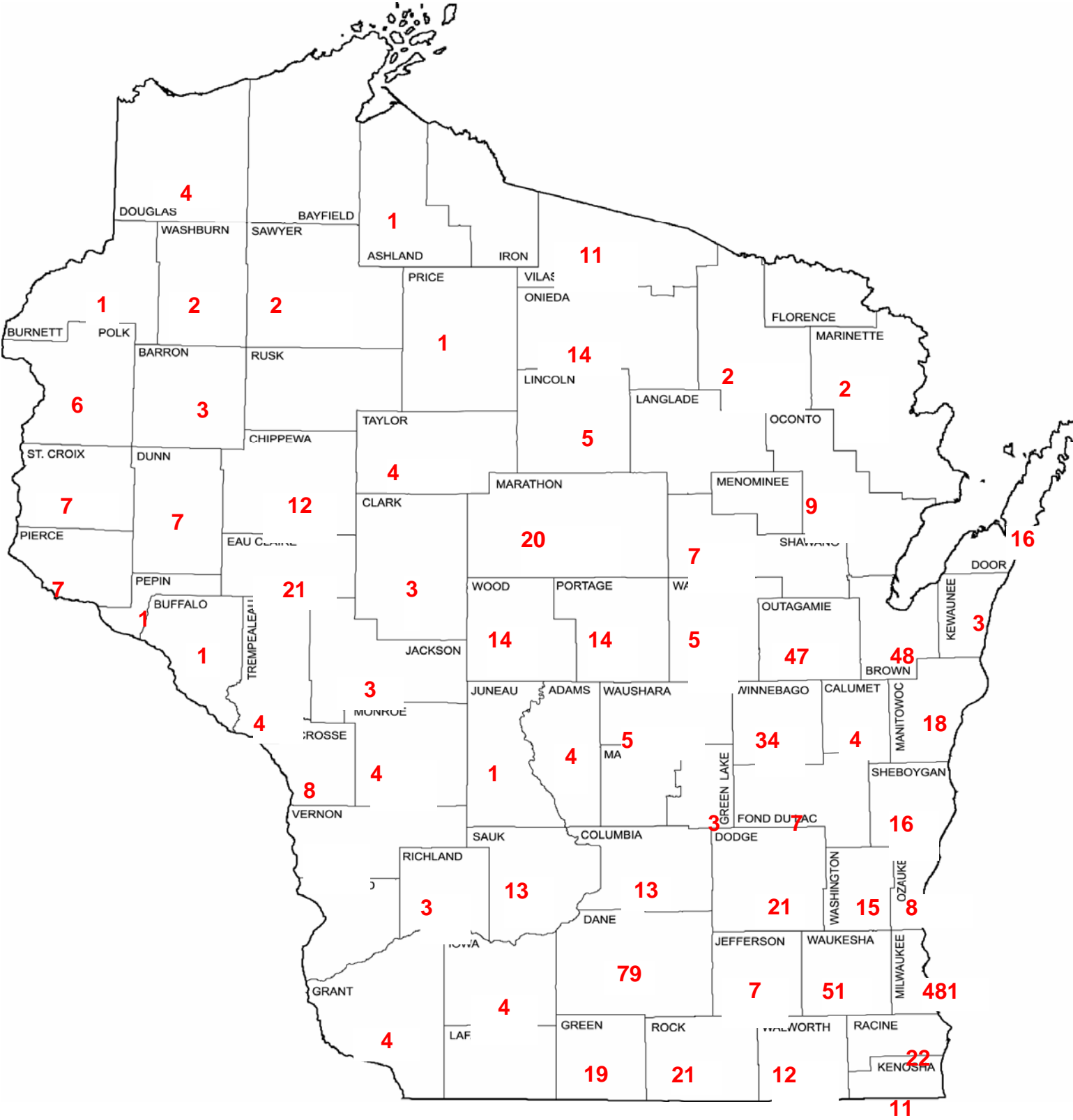


Table of County of Residence with Breakdown by Model

County	Total # Schol	3-8	6-8	AA	AC	AP	BA	IT	MTR	PS
Adams	7	-	-	6	1	-	-	-	-	-
Ashland	1	1	-	-	-	-	-	-	-	-
Barron	3	1	-	2	-	-	-	-	-	-
Brown	62	5	5	32	10	-	6	3	-	1
Buffalo	1	-	-	1	-	-	-	-	-	-
Burnett	1	-	-	-	-	-	-	-	-	1
Calumet	6	-	-	5	1	-	-	-	-	-
Chippewa	16	1	-	13	-	-	2	-	-	-
Clark	5	1	-	1	-	-	3	-	-	-
Columbia	15	2	1	5	2	-	-	1	-	4
Dane	90	9	4	27	15	6	7	14	1	7
Dodge	28	1	1	10	7	-	5	3	-	1
Door	18	2	-	6	-	-	1	4	-	5
Douglas	5	-	-	2	-	-	3	-	-	-
Dunn	8	1	-	4	2	-	-	1	-	-
Eau Claire	27	2	2	11	5	-	3	2	-	2
Fond Du Lac	9	2	-	4	-	-	3	-	-	-
Forest	2	-	-	1	-	-	1	-	-	-
Grant	4	1	-	1	2	-	-	-	-	-
Green	26	1	3	15	3	-	2	1	-	1
Green Lake	3	-	1	-	-	-	1	1	-	-
Iowa	4	-	-	1	1	-	1	1	-	-
Jackson	3	-	-	-	-	-	1	-	-	2
Jefferson	10	1	1	2	-	-	3	2	-	1
Juneau	1	-	-	-	1	-	-	-	-	-
Kenosha	13	2	-	6	3	2	-	-	-	-
Kewaunee	3	1	-	1	1	-	-	-	-	-
La Crosse	8	1	1	-	5	-	-	-	-	1
Lincoln	7	1	1	5	-	-	-	-	-	-
Manitowoc	22	5	2	12	1	-	2	-	-	-
Marathon	26	2	2	14	2	-	4	1	-	1
Marinette	2	1	-	1	-	-	-	-	-	-
Milwaukee	681	78	40	346	55	5	76	45	19	17
Monroe	4	-	-	-	2	-	1	1	-	-
Oconto	12	2	-	7	1	-	2	-	-	-
Oneida	17	5	2	3	2	-	5	-	-	-
Outagamie	67	5	3	28	13	-	15	2	-	1
Ozaukee	12	5	1	-	1	-	5	-	-	-
Pepin	1	1	-	-	-	-	-	-	-	-
Pierce	7	2	-	3	1	-	1	-	-	-
Polk	9	2	-	2	2	-	1	1	-	1
Portage	16	1	-	8	4	-	2	-	-	1
Price	1	1	-	-	-	-	-	-	-	-
Racine	27	5	-	12	6	-	3	-	-	1
Richland	3	-	-	1	2	-	-	-	-	-
Rock	27	2	-	17	3	-	4	-	-	1
Sauk	17	4	1	8	4	-	-	-	-	-
Sawyer	2	-	-	1	-	-	-	1	-	-

County	Total # Schol	3-8	6-8	AA	AC	AP	BA	IT	MTR	PS
Shawano	13	-	-	10	-	-	-	2	-	1
Sheboygan	19	4	2	9	-	-	2	1	-	1
St. Croix	9	1	-	4	2	-	2	-	-	-
Taylor	4	1	-	2	-	-	1	-	-	-
Trempealeau	4	-	-	2	1	-	-	1	-	-
Vilas	13	4	1	3	4	-	1	-	-	-
Walworth	14	1	-	5	4	-	1	2	-	1
Washburn	3	-	-	-	1	-	2	-	-	-
Washington	20	1	-	5	6	-	5	3	-	-
Waukesha	57	6	2	12	10	-	17	6	-	4
Waupaca	8	-	-	3	-	-	5	-	-	-
Waushara	8	1	-	4	-	-	3	-	-	-
Winnebago	50	2	1	20	5	-	18	-	-	4
Wood	14	3	2	3	4	-	-	2	-	-
Totals	1575	181	79	706	195	13	220	101	20	60

TEACH Recipients by School of Attendance

(Program to date Fall 1999 to Fall 2007)

