





















RELATIVE ASSESSMENT

Name - Caretaker	Date of Assessment
Name - Worker Conducting Assessment	Name - County
Name - Caretaker 1	Birthdate (mm/dd/yyyy)
Name - Caretaker 2	Birthdate (mm/dd/yyyy)
Name - Child	Birthdate (mm/dd/yyyy)
Name - Child 	Birthdate (mm/dd/yyyy) 
Name - Child 	Birthdate (mm/dd/yyyy) 
Name - Child 	Birthdate (mm/dd/yyyy) 
Name - Child 	Birthdate (mm/dd/yyyy) 
OTHER MEMBERS OF THE HOUSEHOLD	
	Relationship to Child 
	Relationship to Child 
Assessive Assessment Contacts / Process	
Record the assessment process, identifying dates, times, sources of information, other important specifics, and general information which is deemed important. 	 
Criminal and CPS History of Relatives	
Document findings of criminal record checks and also list all contacts with Child Protective Services. Are any relatives in the household open with Juvenile Probation or Adult Probation and Parole? Are any of the relatives required to register as a sex offender in any state? 	
1. Motivation for Placement	
What is the nature and level of motivation and commitment demonstrated by the relative? Describe the relationship between the relative and parents. Describe any conflicts or disagreements. Does the relative understand the need for placement of the child? Is the relative willing to cooperate with and / or supervise regular visits between the parent and child as arranged by the social worker? Is the relative willing to transport the child to the visit? Will the relative cooperate with the social worker in developing the most appropriate permanent plan for the child? How long will the relative be willing to care for the child? 	
2. Child Functioning Element	
How does the child function on a daily basis? Include pervasive behaviors, feelings, intellect, physical capacity and temperament. Does the child have an open case in the Juvenile Justice Division? How does the child feel about placement with this relative? If child is one of the relative's children, how does she feel about the placement? 	

Child 1	Name 	Birthdate (mm/dd/yyyy) 
Relative Assessment CES-2291 (Rev. 1/17) 		

Child 2 Name Birthdate (mm/dd/yyyy)

Child 3 Name Birthdate (mm/dd/yyyy)

Child 4 Name Birthdate (mm/dd/yyyy)

3. Parenting - Discipline Element

are the disciplinary approaches used by the relative? Describe current and / or past discipline methods used with their own children how she anticipates disciplining the child placed with her. Also, describe parenting practices in the family in terms of expectations, frustrations and supervision.

Caretaker 1

Caretaker 2

4. Parenting - General Element

What are the all, typical, pervasive parenting practices used by the relative? Describe parenting practices in the family in terms of bonding, sensitivity, concern, provision of basic needs, comfort with parent role; does not include discipline.

Caretaker 1

Caretaker 2

5. Adult Mental Health Functioning Element

What mental health functioning and / or substance use is apparent on a daily basis?

Caretaker 1

Caretaker 2

6. Adult General Functioning Element

Does the adult function in respect to daily life management and general adaptation? Does she have an open case with Adult Probation and Parole? Include history of relationships, employment history and health history.

Caretaker 1

Caretaker 2

7. Family Functioning Element

Briefly describe how the family functions, communicates and interacts. Does the family have time and the physical and emotional energy able for an additional child? How will the family financially support an additional child? If the caretaker works outside of the home, who provide child care for the child? Include information related to relative's plan to integrate child into their household / family structure.

8. Relative Assessment Conclusion

A. If relative is recommended as a placement provider for the child, describe the strengths, weaknesses, and service needs of this placement option.

If relative is not recommended as a placement provider for the child, indicate reasons for this decision and include a description of any influences identified in this assessment.

9. Presencer in Placement Homes

- Are the relative caregivers / foster parents (or others in the home) present or out-of-control?
- Do the relative caregivers or foster parents describe or act toward the child in predominantly negative terms or do they have extremely unrealistic expectations?
- Do the relative caregivers or foster parents / family refuse access to the child or is there reason to believe that the family is about to flee?

- Are the relative caregivers or foster parents unwilling or unable to meet the child's immediate needs for food, shelter or supervision?
- Are the relative caregivers or foster parents unwilling or unable to provide supervision necessary for the child's developmental status?
- Are relative caregivers or foster parents unwilling or unable to meet or manage the child's exceptional needs?
- Is the child fearful / anxious of the relative or foster home situation?
- Are the relative caregiver's or foster parent's living conditions hazardous and immediately threatening?
- Does drug or alcohol use of the relative caregivers or foster parents affect their ability to supervise, protect or care for the child?
- Does the mental health, emotional instability or developmental delay of the relative caregivers or foster parents affect their ability to supervise, protect, or care for the child?
- Is the child seen by relative caregivers or foster parents as responsible for the child's parents' problems or for problems the caregivers are experiencing or may experience?
- Are relative caregivers or foster parents sympathetic toward the child's parents; do they justify the parents' behavior; do they believe in the parents rather than CPS; are they supportive of the child's parents' point of view?
- Do the relative caregivers or foster parents indicate that the child deserved what happened in the child's home?
- Is there history of or active criminal behavior that affects the placement?
- Will the relative or foster family likely allow or deny parents' access to the child as indicated in the protective / family interaction / safety plan?
- Is there an active CPS case, history of reports, history of CPS involvement in the placement home that affects the placement?

10. **Signatures**



Name – Worker



SIGNATURE – Worker



Date Signed



Name – Supervisor



SIGNATURE Supervisor

Date Signed

